


长沙理工大学 2014 年毕业生 就业质量报告



二〇一四年十二月

.....

.....

.....

.....

.....

.....

.....

.....

.....

.....

.....

.....

.....

.....

.....

.....

.....

.....

.....

.....

.....

.....

.....

.....

.....

.....

.....

.....

.....

.....

.....

.....

.....

.....

.....

.....

.....

.....

.....

.....

.....

.....

.....

.....

.....

.....

.....

.....

.....

.....

.....

.....

.....

.....

“

”

”

”

”

”

”

”

”

”

2014

93.48%

2011

”

” 2013

”

”

”

”

”

”

”

”

”

”

2014

1
1.1
1.1.1

	2014	6133	4
1080	4645	404	
1			
2014	16		1.1
1.1			
1	1	190	552
2	1	150	582
3		42	418
4	2	45	312
5		138	340
6		44	293
7		192	587
8		47	282
9		54	341
10		32	104
11		21	237
12		41	
13		8	191
14		76	74
15			332
16			404
	4	1080	4645
			404
			6133

2

2014

57

6

2

1.2

1.2

1	78
2	89
3	53
4	69
5	196
6	67
7	37
8	58
9	75
10	381
11	31
12	62
13	50
14	87
15	133
16	86
17	123
18	117
19	17
20	55
21	219
22	61
23	60
24	54
25	66
26	110
27	63
28	72
29	59
30	62
31	209
32	64
33	66
34	55
35	122
36	102
37	58
38	57
39	52
40	49
41	54

42	47
43	82
44	58
45	46
46	54
47	54
48	84
49	45
50	77
51	60
52	54
53	74
54	165
55	47
56	46
57	74
	4645

3

2014	1084	4	3
1080	79		1. 3
	1. 3		

1	3	3	
2	14	14	
3	1	74	75
4		2	2
5		19	19
6		9	9
7		39	39
8		24	24
9		6	6
10		5	5
11		49	49
12		18	18
13	1	64	65
14		14	14
15		2	2
16		14	14
17		4	4
18		7	7
19		7	7

20		8	8
21		2 23	25
22		2	2
23		1	1
24		4	4
25		10	10
26		2	2
27		3	3
28		59	59
29		14	14
30		34	34
31		15	15
32		3	3
33		3	3
34	14		

63	6	6
64	6	6
65	5	5
66	11	11
67	4	4
68	8	8
69	7	7
70	6	6
71	8	8
72	6	6
73	8	8
74	8	8
75	11	11
76	8	8
77	48	48
78	17	17
79	11	11
	4	1080
		1084

4

2014

5

1. 4

1. 4

1

165

2

4		10	10	0.93%	113	2.43%	33	8.17%	156	2.54%
5		4	4	0.37%	78	1.68%	53	13.12%	135	2.20%
6		4	4	0.37%	81	1.74%			85	1.39%
7		8	8	0.74%	75	1.61%			83	1.35%
8		6	6	0.56%	77	1.66%	11	2.72%	94	1.53%
9		2	2	0.19%	14	0.30%			16	0.26%
10		19	19	1.76%	88	1.89%			107	1.74%
11		10	10	0.93%	77	1.66%			87	1.42%
12		9	9	0.83%	134	2.88%			143	2.33%
13		10	10	0.93%	116	2.50%			126	2.05%
14		31	31	2.87%	145	3.12%	11	2.72%	187	3.05%
15		26	26	2.41%	107	2.30%	2	0.50%	135	2.20%
16		68	68	6.30%	227	4.89%	18	4.46%	313	5.10%
17		39	39	3.61%	215	4.63%			254	4.14%
18	2	722	724	67.04%	1998	43.01%	200	49.50%	2922	47.64%
19		25	25	2.31%	85	1.83%			110	1.79%
20		9	9	0.83%	175	3.77%			184	3.00%
21					77	1.66%			77	1.26%
22	1	2	3	0.28%	32	0.69%			35	0.57%
23		6	6	0.56%	65	1.40%			71	1.16%
24		7	7	0.65%	83	1.79%			90	1.47%
25		2	2	0.19%	79	1.70%			81	1.32%
26		1	1	0.09%	11	0.24%			12	0.20%
27		7	7	0.65%	52	1.12%			59	0.96%
28		6	6	0.56%	56	1.21%			62	1.01%
29		1	1	0.09%	55	1.18%			56	0.91%
30		4	4	0.37%	56	1.21%			60	0.98%
31		2	2	0.19%	83	1.79%	11	2.72%	96	1.57%
	4	1080	1084	100%	4645	100%	404	100%	6133	100%

1.5			150			214	3.49%
156	2.54%		187	3.05%		313	
5.10%		254	4.14%		2922	47.64%	
	184	3%				68.96%	
		724	67.04%				

1. 1. 3

2014 36. 72% 3881 1. 72: 1 63. 28% 2252

1. 6 2014

147	44	411	141	558	185	3. 02		
135	16	505	77	640	93	6. 88		
36	6	350	68	386	74	5. 22		
33	14	236	76	269	90	2. 99		
95	43	249	91	344	134	2. 57		
36	8	222	71	258	79	3. 27		
77	115	170	417	247	532	0. 46		
31	16	199	83	230	99	2. 32		
20	34	194	147	214	181	1. 18		
9	23	74	30	83	53	1. 57		
13	8	186	51	199	59	3. 37		
18	23			18	23	0. 78		
2	6	59	132	61	138	0. 44		
5	71	12	62	17	133	0. 13		
		131	201	131	201	0. 65		
				226	178	1. 27		
657	427	2998	1647	226	178	3881	2252	1. 72

1. 6

6. 88: 1

4

3: 1

3

0. 5: 1

1. 2

1. 2 1

2014 6133 9 5 5663
 92. 34% 4645 4342 93. 48%
 4 4 100% 1080 1003
 92. 87% 404 314 77. 72%

1

1.7

			%
1	552	525	95.11%
2	582	560	96.22%
3	418	397	94.98%
4	312	305	97.76%
5	340	326	95.88%
6	293	279	95.22%
7	587	534	90.97%
8	282	264	93.62%
9	341	330	96.77%
10	104	87	83.65%
11	237	215	90.72%
12	191	173	90.58%
13	74	66	89.19%
14	332	281	84.64%
	4645	4342	93.48%

2

1.8

			%
1	1	1	100%
2	1	1	100%
3	2	2	100%
	4	4	100%

3

1.9

			%
1	190	182	95.79%
2	150	143	95.33%
3	42	41	97.62%
4	45	40	88.89%
5	138	135	97.83%
6	44	44	100%
7	192	183	95.31%
8	47	44	93.62%
9	54	46	85.19%
10	32	25	78.13%

	21	21	100%
	41	27	65.85%
	8	8	100%
	76	66	86.84%
	1080	1017	94.17%
	404	314	77.72%
	6133	5778	94.21%

1.2.3

1.11

1	38		1	1	2	5.26%
2	45	1	1	1	3	6.67%
3	214	2	8	5	15	7.01%
4	156	2	10	3	15	9.62%
5	135		6	9	15	11.11%
6	85		9		9	10.59%
7	83		5		5	6.02%
8	94	1	7	2	10	10.64%
9	16		2		2	12.50%
10	107	2	8		10	9.35%
11	87		5		5	5.75%
12	143		14		14	9.79%
13	126		9		9	7.14%
14	187		8		8	4.28%
15	135	3	13		16	11.85%
16	313	8	24	5	37	11.82%
17	254	2	13		15	5.91%
18	2922	51	91	60	202	6.91%
19	110		6		6	5.45%
20	184	2	8		10	5.43%
21	77		5		5	6.49%
22	35		2		2	5.71%
23	71		3		3	4.23%
24	90	1	8		9	10.00%
25	81		5		5	6.17%
26	12		5		5	41.67%
27	59	1	2		3	5.08%

28	62	1	3		4	6.45%
29	56		8		8	14.29%
30	60		5		5	8.33%
31	96		9	4	13	13.54%
	6133	77	303	90	470	7.66%

1.11

41.67%	14.29%	13.54%	12.5%	11.85%	11.82%
11.11%	10.64%	10.59%	10%	9.79%	9.62%
9.35%	8.33%	14		14	3

1.12

	168	3.62%	10	0.93%
	72	1.55%	14	1.30%
	45	0.97%	46	4.26%
	13	0.28%	5	0.46%
	5	0.11%	2	0.19%
	303	6.52%	77	7.13%

1.12 2014 470 7.66%

303 6.52% 77

7.13%

168 55.45% 285

94.1% 46

59.74% 70 90.91%


2014

3

2.1

2.1

	3165	51.61%
	60	0.98%
	27	0.44%
	1758	28.66%
	630	10.27%
	19	0.31%
	4	0.07%
	470	7.66%
	6133	100%



2.1

2.1

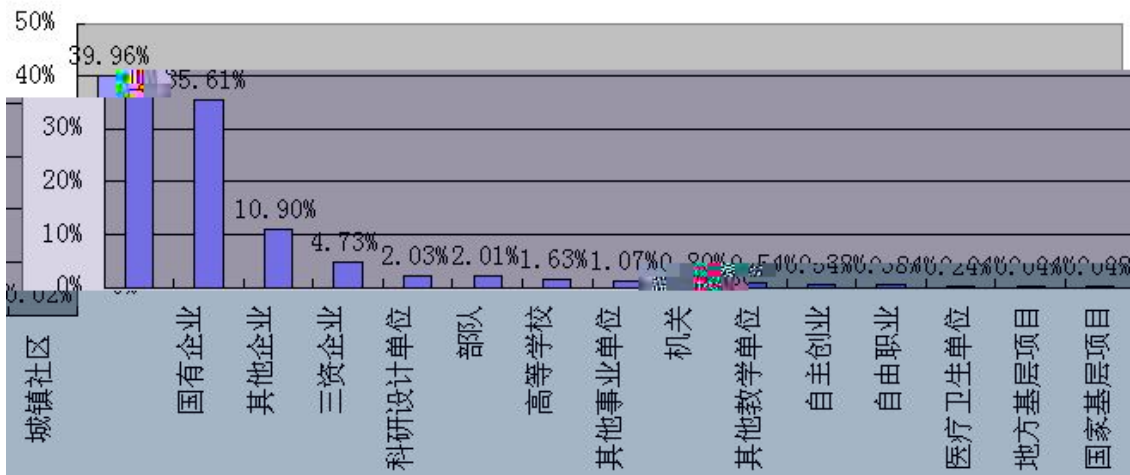
2012-2014

2.2

2.2

	1987	39.96%	355	36.30%	1623	43.62%	9	3.28%
	1771	35.61%	209	21.37%	1300	34.94%	262	95.62%

	542	10.90%	58	5.93%	484	13.01%		
	235	4.73%	141	14.42%	94	2.53%		
	101	2.03%	27	2.76%	74	1.99%		
	100	2.01%	89	9.10%	11	0.30%		
	81	1.63%	38	3.89%	40	1.07%	3	1.09%
	53	1.07%	24	2.45%	29	0.78%		
	40	0.80%	25	2.56%	15	0.40%		
	27	0.54%	4	0.41%	23	0.62%		
	19	0.38%			19	0.51%		
	12	0.24%	6	0.61%	6	0.16%		
	2	0.04%	1	0.10%	1	0.03%		
	2	0.04%			2	0.05%		
	1	0.02%	1	0.10%				
	4973	100%	978	100%	3721	100%	274	100%



2.2

2.3

2011

GB/T4754-2011)

20

2014

2.3

	1212	24.37%	247	25.26%	885	23.78%	80	29.20%
	667	13.41%	162	16.56%	503	13.52%	2	0.73%
	659	13.25%	81	8.28%	566	15.21%	12	4.38%
	505	10.15%	51	5.21%	421	11.31%	33	12.04%
	488	9.81%	83	8.49%	375	10.08%	30	10.95%
	235	4.73%	48	4.91%	170	4.57%	17	6.20%

	188	3.78%	128	13.09%	56	1.50%	4	1.46%
	168	3.38%	37	3.78%	111	2.98%	20	7.30%
	140	2.82%	17	1.74%	97	2.61%	26	9.49%
	124	2.49%	26	2.66%	97	2.61%	1	0.36%
	110	2.21%	11	1.12%	97	2.61%	2	0.73%
	97	1.95%	25	2.56%	56	1.50%	16	5.84%
	93	1.87%	24	2.45%	69	1.85%		0.00%
	88	1.77%	3	0.31%	85	2.28%		0.00%
	63	1.27%	13	1.33%	41	1.10%	9	3.28%
	48	0.97%	6	0.61%	32	0.86%	10	3.65%
	34	0.68%	10	1.02%	20	0.54%	4	1.46%
	23	0.46%		0.00%	18	0.48%	5	1.82%
	17	0.34%	3	0.31%	12	0.32%	2	0.73%
	14	0.28%	3	0.31%	10	0.27%	1	0.36%
	4973	100%	978	100%	3721	100%	274	100%

2.3

2014

24.37%

13.41%

13.25%

10.15%

9.81%

70.99%

69.33%

70.87%

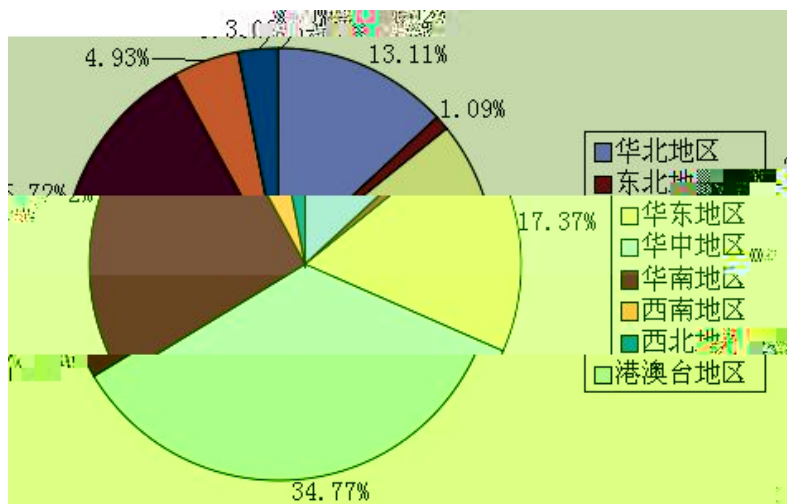
2.4

2.4.1

2.4 2014

	388	7.80%	42	4.29%	171	4.60%	175	63.87%
652	124	2.49%	17	1.74%	105	2.82%	2	0.73%
13.11%	77	1.55%	6	0.61%	52	1.40%	19	6.93%
	39	0.78%	5	0.51%	29	0.78%	5	1.82%
	24	0.48%	1	0.10%	13	0.35%	10	3.65%
	33	0.66%	3	0.31%	29	0.78%	1	0.36%
54	12	0.24%	1	0.10%	11	0.30%		
1.09%	9	0.18%			8	0.21%	1	0.36%

	156	3.14%	24	2.45%	131	3.52%	1	0.36%
864	149	3.00%	22	2.25%	126	3.39%	1	0.36%
17.37%	211	4.24%	33	3.37%	175	4.70%	3	1.09%
	70	1.41%	6	0.61%	64	1.72%		
	105	2.11%	19	1.94%	86	2.31%		
	112	2.25%	21	2.15%	84	2.26%	7	2.55%
	61	1.23%	11	1.12%	49	1.32%	1	0.36%
	88	1.77%	15	1.53%	72	1.93%	1	0.36%
1729	255	5.13%	40	4.09%	213	5.72%	2	0.73%
34.77%	1386	27.87%	476	48.67%	892	23.97%	18	6.57%
	1109	22.30%	141	14.42%	948	25.48%	20	7.30%
1279	126	2.53%	26	2.66%	100	2.69%		
25.72%	44	0.88%	5	0.51%	39	1.05%		
	40	0.80%	2	0.20%	38	1.02%		
245	65	1.31%	11	1.12%	54	1.45%		
4.93%	74	1.49%	19	1.94%	55	1.48%		
	59	1.19%	8	0.82%	50	1.34%	1	0.36%
	7	0.14%	1	0.10%	6	0.16%		
	38	0.76%	5	0.51%	32	0.86%	1	0.36%
149	13	0.26%			11	0.30%	2	0.73%
3.00%	36	0.72%	6	0.61%	30	0.81%		
	22	0.44%	4	0.41%	16	0.43%	2	0.73%
	40	0.80%	8	0.82%	31	0.83%	1	0.36%
	1	0.02%			1	0.03%		
	4973	100%	978	100%	3721	100%	274	100%



2014

2 4 2 3 2014

 7. 80% 2. 49% 27. 87%

5. 13% 4. 24% 3. 14% 3. 00%

2. 25% 2. 11% 22. 30% 2. 53%

 82. 87%

25. 48% 23. 97% 11 2%

 81. 46%

9

84. 36%

2 4. 2

2 5 2014

1241	24. 95%	36	0. 72%
417	8. 39%	36	0. 72%
413	8. 30%	34	0. 68%
344	6. 92%	30	0. 60%
207	4. 16%	29	0. 58%
157	3. 16%	28	0. 56%
125	2. 51%	22	0. 44%
79	1. 59%	19	0. 38%
58	1. 17%	18	0. 36%
58	1. 17%	18	0. 36%
58	1. 17%	16	0. 32%
57	1. 15%	14	0. 28%
57	1. 15%	11	0. 22%
47	0. 95%	10	0. 20%
46	0. 92%	9	0. 18%
46	0. 92%	7	0. 14%
44	0. 88%	7	0. 14%
42	0. 84%	6	0. 12%
42	0. 84%	2	0. 04%
39	0. 78%		
37	0. 74%		
		3966	79. 75%

2 5

2014

79. 75%

76. 45%

2.4.3

4

2.6 2014

38	32	84.21%
12	10	83.33%
87	66	75.86%
16	12	75.00%
45	29	64.44%
110	70	63.64%
126	63	50.00%
56	28	50.00%
2922	1414	48.39%
107	51	47.66%
77	35	45.45%
90	38	42.22%
71	28	39.44%
60	23	38.33%
81	31	38.27%
96	34	35.42%
184	64	34.78%
35	12	34.29%
135	46	34.07%
143	46	32.17%
59	16	27.12%
85	23	27.06%
156	40	25.64%
254	64	25.20%
313	77	24.60%
187	42	22.46%
214	48	22.43%
135	29	21.48%
62	11	17.74%
94	16	17.02%
83	9	10.84%
6133	2507	40.88%

2.7 2014

11	10	90.91%
27	23	85.19%
14	11	78.57%
77	59	76.62%
85	59	69.41%
36	20	55.56%
88	45	51.14%
55	28	50.91%
116	55	47.41%
77	35	45.45%
1998	894	44.74%
83	33	39.76%
65	25	38.46%
79	30	37.97%
56	21	37.50%
83	30	36.14%
32	11	34.38%
175	59	33.71%
107	36	33.64%
134	43	32.09%
52	15	28.85%
128	36	28.13%
81	22	27.16%
113	30	26.55%
227	56	24.67%
215	53	24.65%
56	11	19.64%
145	28	19.31%
77	13	16.88%
78	11	14.10%
75	9	12.00%
4645	1811	38.99%

2.8 2014

7	7	100%
5	4	80.00%
10	8	80.00%
7	5	71.43%

10	7	70.00%
724	451	62.29%
9	5	55.56%
2	1	50.00%
6	3	50.00%
4	2	50.00%
2	1	50.00%
2	1	50.00%
25	11	44.00%
10	4	40.00%
26	10	38.46%
31	11	35.48%
3	1	33.33%
9	3	33.33%
19	6	31.58%
39	11	28.21%
68	18	26.47%
4	1	25.00%
4	1	25.00%
29	5	17.24%
7	1	14.29%
1	0	0
1	0	0
6	0	0
6	0	0
8	0	0
1084	578	53.32%

2 6-2 8

2 5

2 9 2014

3435	92.31%	704	71.98%	233	85.04%	4372	87.91%
214	5.75%	80	8.18%	38	13.87%	332	6.68%
72	1.93%	194	19.84%	3	1.09%	269	5.41%
3721	100%	978	100%	274	100%	4973	100%

2 9

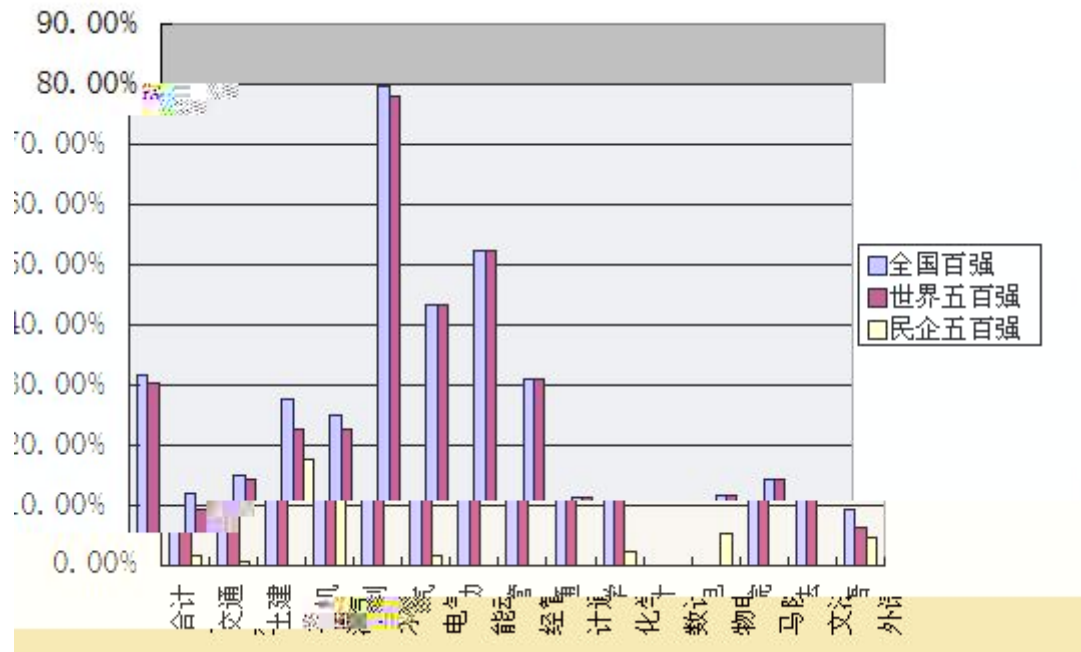
75%

2 6

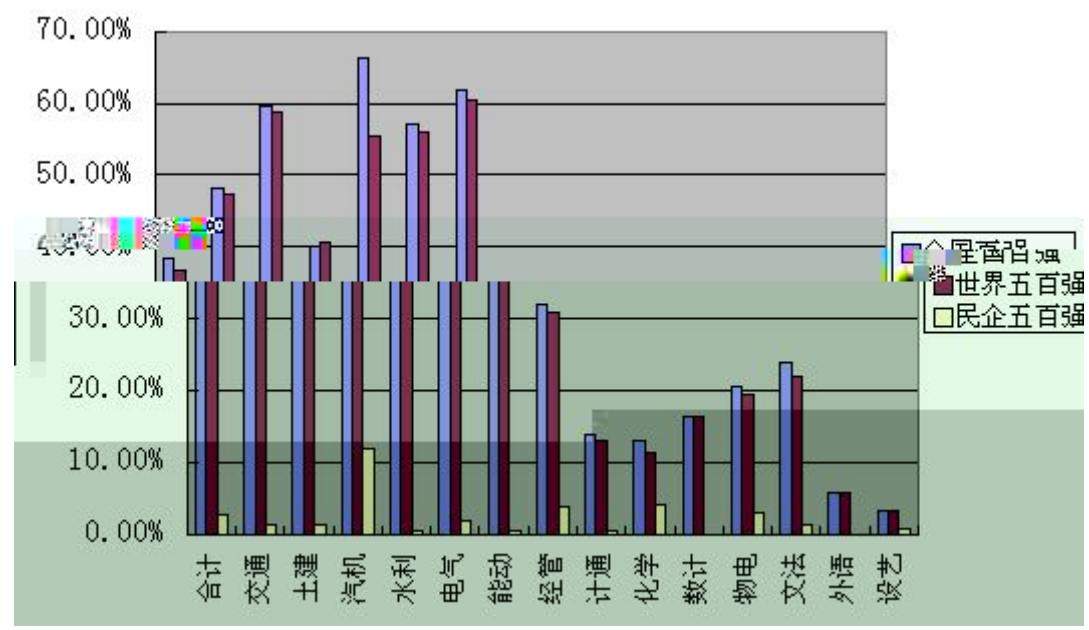
2 10 2014

		5						
()								
1084	978	297	30.37%	310	31.70%	15	1.53%	
191	177	16	9.04%	21	11.86%	1	0.56%	
151	134	19	14.18%	20	14.93%			
42	40	9	22.50%	11	27.50%	7	17.50%	
47	40	9	22.50%	10	25.00%			
138	133	104	78.20%	106	79.70%	2	1.50%	
44	44	19	43.18%	19	43.18%			
192	182	95	52.20%	95	52.20%			
47	42	13	30.95%	13	30.95%			
54	45	5	11.11%	5	11.11%	1	2.22%	
32	24							
21	19					1	5.26%	
41	26	3	11.54%	3	11.54%			
8	7	1	14.29%	1	14.29%			
76	65	4	6.15%	6	9.23%	3	4.62%	
4645	3721	1368	36.76%	1425	38.30%	99	2.66%	
552	430	204	47.44%	207	48.14%	5	1.16%	
582	473	278	58.77%	282	59.62%	6	1.27%	
418	356	145	40.73%	143	40.17%	42	11.80%	
312	255	141	55.29%	169	66.27%	1	0.39%	
340	278	156	56.12%	159	57.19%	5	1.80%	
293	242	146	60.33%	150	61.98%	1	0.41%	
587	483	149	30.85%	154	31.88%	18	3.73%	
282	230	30	13.04%	32	13.91%	1	0.43%	
341	276	31	11.23%	36	13.04%	11	3.99%	
104	74	12	16.22%	12	16.22%			
237	171	33	19.30%	35	20.47%	5	2.92%	

()								
191	146	32	21.92%	35	23.97%	2	1.37%	
74	53	3	5.66%	3	5.66%			
332	254	8	3.15%	8	3.15%	2	0.79%	
404	274	55	20.07%	66	24.09%	11	4.01%	
6133	4973	1720	34.59%	1801	36.22%	125	2.51%	



24



25

2013 9 2014 6 2014

1881

3.1

3.1.1 2013

2013

634

163

50

500

16.40%

16.56%

3.31%

3.1-3.3

80.76%

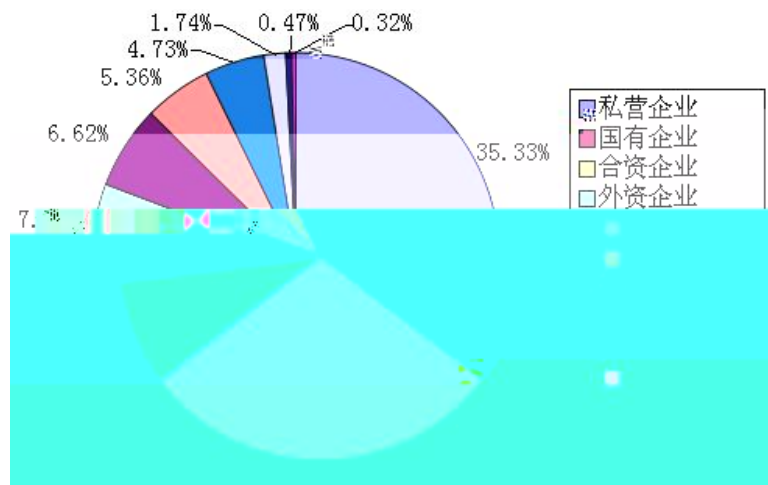
IT

68.77%

93.69%

3.1

	224	35.33%
	185	29.18%
	54	8.52%
	49	7.73%
	42	6.62%
	34	5.36%
	30	4.73%
	11	1.74%
	3	0.47%
	2	0.32%
	634	100.00%



3.1

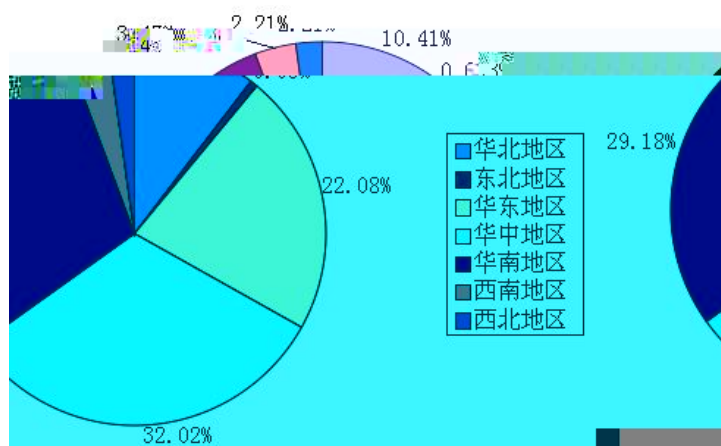
3.2

		102	16.09%
		91	14.35%
		80	12.62%
		57	8.99%
		55	8.68%
		41	6.47%
		29	4.57%
		28	4.42%
		23	3.63%
		20	3.15%
		20	3.15%
		17	2.68%
		17	2.68%
		16	2.52%
		12	1.89%
		11	1.74%
		6	0.95%
		5	0.79%
		2	0.32%
		2	0.32%
		634	100%

3.3

43	6.78%	66	10.41%
11	1.74%		
1	0.16%		
5	0.79%		
6	0.95%		
1	0.16%	4	0.63%
2	0.32%		
1	0.16%		
30	4.73%	140	22.08%
26	4.10%		
30	4.73%		
10	1.58%		
16	2.52%		
18	2.84%		

10	1.58%		
3	0.47%	203	32.02%
29	4.57%		
171	26.97%		
157	24.76%	185	29.18%
24	3.79%		
4	0.63%		
3	0.47%	22	3.47%
8	1.26%		
7	1.10%		
4	0.63%		
0	0.00%		
4	0.63%	14	2.21%
4	0.63%		
0	0.00%		
3	0.47%		
3	0.47%		
634	100%	634	100%



3.2

3.1.2 2014

2013

312

123

97

500

17.95%

10.26%

7.69%

3.4-3.6

85.58%

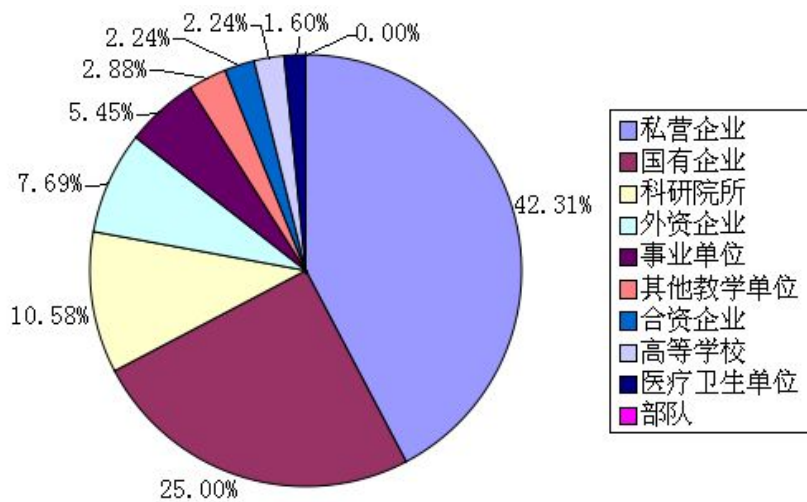
IT

64.74%

94.87%

3.4

132	42.31%
78	25.00%
33	10.58%
24	7.69%
17	5.45%
9	2.88%
7	2.24%
7	2.24%
5	1.60%
0	0.00%
312	100%



3.3

3.5

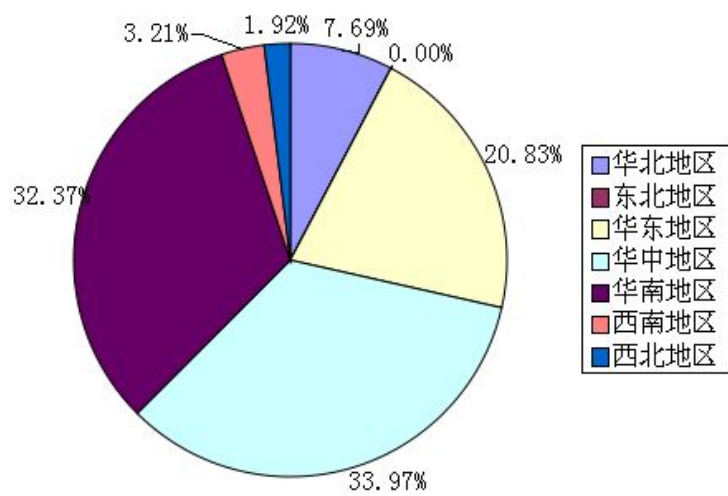
49	15.71%
40	12.82%
40	12.82%
34	10.90%
28	8.97%
23	7.37%
17	5.45%
13	4.17%
12	3.85%

			11	3.53%
			11	3.53%
			6	1.92%
			6	1.92%
			6	1.92%
			5	1.60%
			4	1.28%
			3	0.96%
			2	0.64%
			2	0.64%
			0	0.00%
			312	100%

3.6

	20	6.41%	24	7.69%
	2	0.64%		
	1	0.32%		
	1	0.32%		
	0	0.00%		
	0	0.00%	0	0.00%
	0	0.00%		
	0	0.00%		
	15	4.81%	65	20.83%
	18	5.77%		
	12	3.85%		
	3	0.96%		
	2	0.64%		
	10	3.21%		
	5	1.60%		
	2	0.64%	106	33.97%
	5	1.60%		
	99	31.73%		
	91	29.17%	101	32.37%
	8	2.56%		
	2	0.64%		
	4	1.28%	10	3.21%
	4	1.28%		
	0	0.00%		

	1	0.32%		
	1	0.32%		
	2	0.64%	6	1.92%
	0	0.00%		
	1	0.32%		
	0	0.00%		
	3	0.96%		
	312	100%	312	100%



3.4

3.2

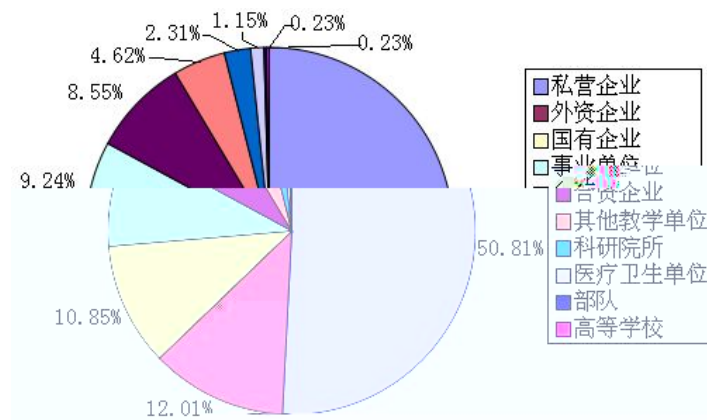
3.2.1

2013	11	22	2014	
433			2013	116
500	5	15	3	3.7-3.9

3.7

	220	50.81%
	52	12.01%
	47	10.85%
	40	9.24%
	37	8.55%
	20	4.62%

	10	2.31%
	5	1.15%
	1	0.23%
	1	0.23%
	433	100%



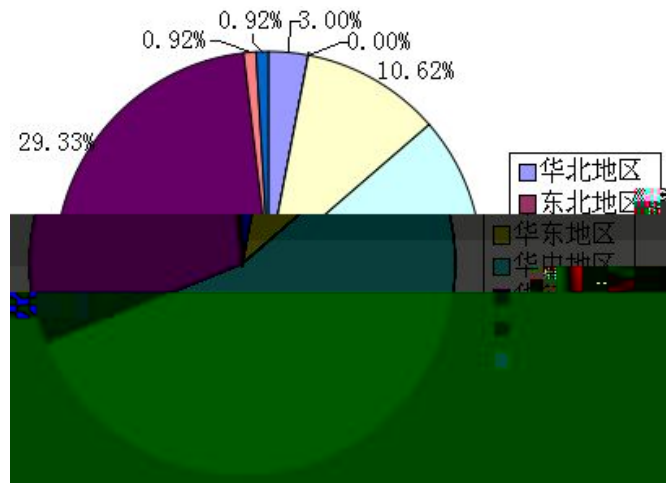
3.5

3.8

	78	18.01%
	47	10.85%
	43	9.93%
	35	8.08%
	31	7.16%
	30	6.93%
	25	5.77%
	21	4.85%
	21	4.85%
	20	4.62%
	16	3.70%
	15	3.46%
	14	3.23%
	10	2.31%
	8	1.85%
	5	1.15%
	5	1.15%
	5	1.15%
	3	0.69%
	1	0.23%
	433	100%

3.9

8	1.85%	13	3.00%
5	1.15%		
0	0.00%		
0	0.00%		
0	0.00%		
0	0.00%	0	0.00%
0	0.00%		
0	0.00%		
9	2.08%	46	10.62%
5	1.15%		
18	4.16%		
4	0.92%		
3	0.69%		
2	0.46%		
5	1.15%		
2	0.46%	239	55.20%
4	0.92%		
233	53.81%		
62	14.32%	127	29.33%
63	14.55%		
2	0.46%		
3	0.69%	4	0.92%
0	0.00%		
0	0.00%		
1	0.23%		
0	0.00%		
1	0.23%	4	0.92%
1	0.23%		
0	0.00%		
0	0.00%		
2	0.46%		
433	100%	433	100%



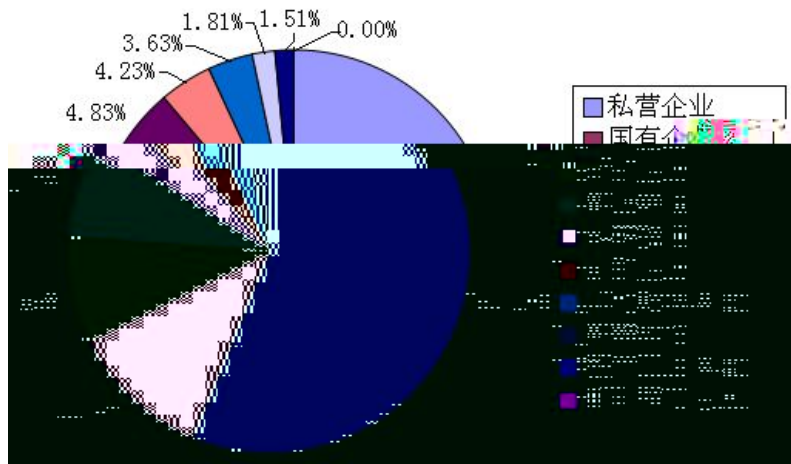
3.6

3.2.2

2014	3	31	2014	"	"
	331		2013		42
	500	5	22	10	3.10-3.12

3.10

186	56.19%
38	11.48%
28	8.46%
26	7.85%
16	4.83%
14	4.23%
12	3.63%
6	1.81%
5	1.51%
0	0.00%
331	100%



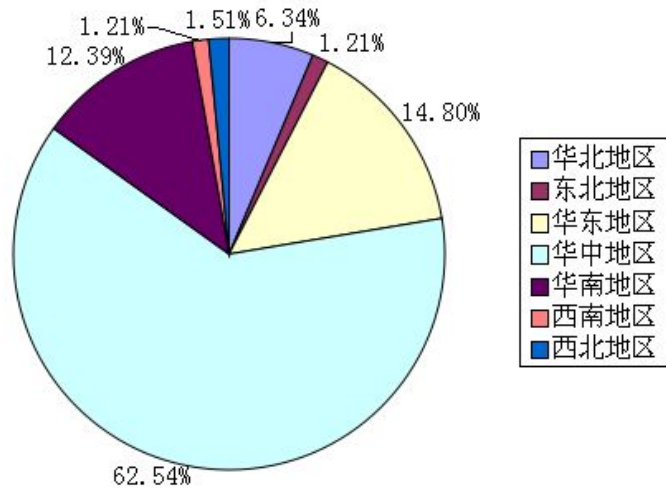
3.7
3.11

	60	18.13%
	59	17.82%
	26	7.85%
	21	6.34%
	20	6.04%
	19	5.74%
	18	5.44%
	18	5.44%
	16	4.83%
	13	3.93%
	12	3.63%
	12	3.63%
	10	3.02%
	8	2.42%
	8	2.42%
	5	1.51%
	3	0.91%
	3	0.91%
	0	0.00%
	0	0.00%
	331	100%

3.12

	17	5.14%	21	6.34%
	0	0.00%		
	4	1.21%		

0	0.00%		
0	0.00%		
2	0.60%	4	1.21%
2	0.60%		
0	0.00%		
7	2.11%	49	14.80%
7	2.11%		
16	4.83%		
2	0.60%		
5	1.51%		
5	1.51%		
7	2.11%		
2	0.60%	207	62.54%
14	4.23%		
191	57.70%		
39	11.78%	41	12.39%
2	0.60%		
0	0.00%		
0	0.00%	4	1.21%
2	0.60%		
2	0.60%		
0	0.00%		
0	0.00%		
0	0.00%	5	1.51%
1	0.30%		
0	0.00%		
0	0.00%		
4	1.21%		
331	100%	312	100%



3.8

3.2.3

1 2013 10 17

15

2 2013 10 22

23

3 2013 10 25

4

4 2013 11 11

2014

65

5 2013 11 16

14

6 2013 11 26

35

7 2013 12 2

15

"

"

4.1

4.1.1

" ТТТ"

49

18

"

"

2014

3

4.1.2

"

"

5

2014

"

"

1

5

16

CSSCI

5

1

11

1

1

9 2014

5.1 "

"

2014

1881

"

"

"

"

5.2

5.3

"

"

"

"

5.4

Ω

5.5 " "

" "

1

1

1

1

1

1-2

100

500 /

"

"

5.6

2014

14

9

1

2200

404

6.1

6.1.1

2014

2013 7 2014 6

80

20

200

IT

6.1.2

2014

2014

2014

6.1.3

80%

6.2

6.2.1

98%

"

"

6.2.2

6

1

2014

68.06%

1

52%

21%

15%

57%

2

82.87% 2014

79.75%

3

34.59% 36.22% 2.51%

30.37%

31.70% 1.53%

36.76% 38.30% 2.66%

4

84.07%

6

2

1

2

1

			85.56%	
	1			72%
5			85%	
	1			
3000	6%	3000-4000	34%	4000-5000
21%	5000	39%		
			75%	4000
	71%	4000		72%
	4000			
	64%	4000	60%	
4000		52%	3000-4000	
19%	4000-5000	29%	5000	
		5000		