

长沙理工大学 2020 年春季学期在线课程教学 质量评价督导评课问卷调查分析报告

3 16 -3 27

- 3 16 -3 27

2020

11

10

10

10

5

10

8

6

4

2

1

1.

2.

3.

3

4.

5.

1425

181

93.30%

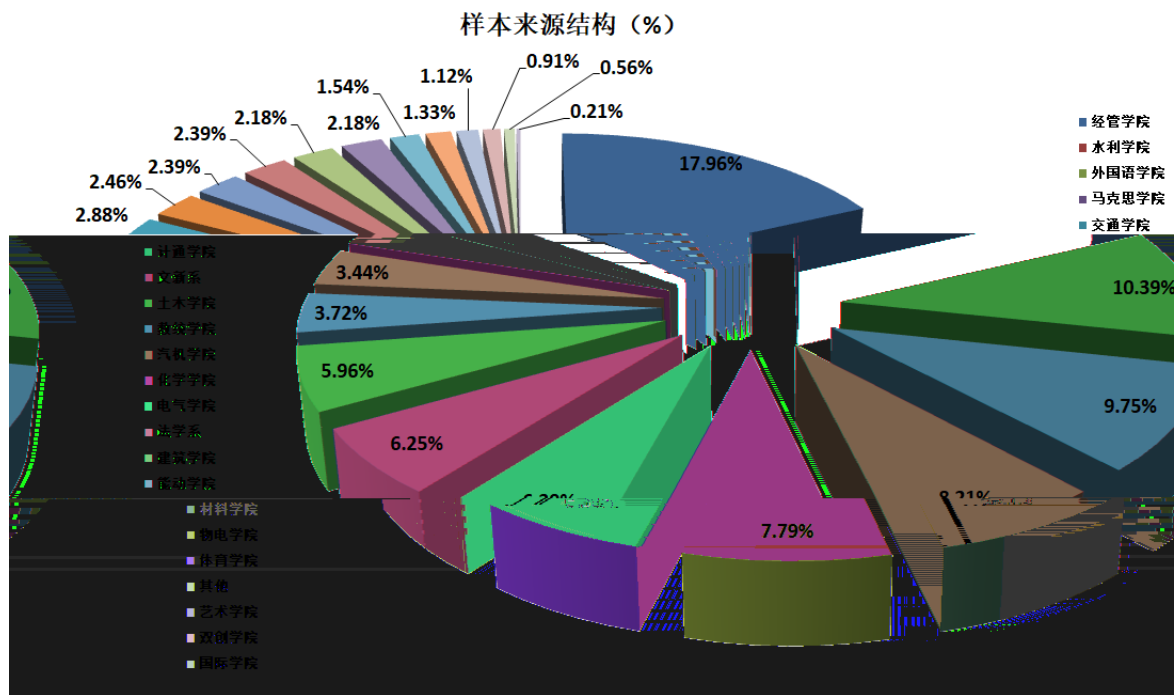
7.87 /

1.

21

5

1



1

2.

1425

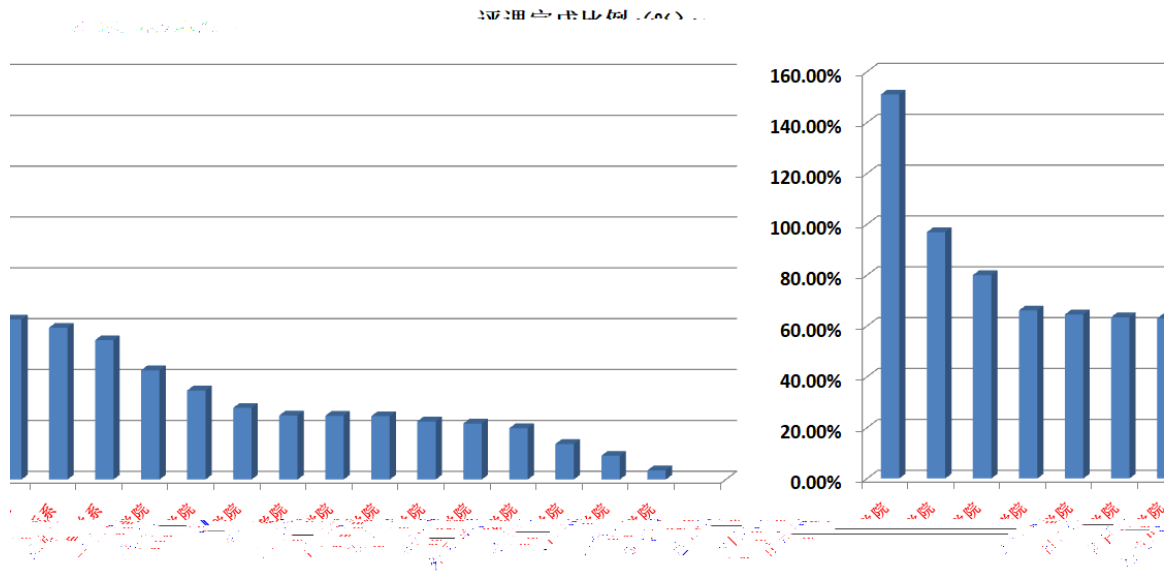
3612

39.45%

50%

2

151.02%



2

1.

1425	90.84
99.86%	92.85%

66.46%	90	26.39%
--------	----	--------

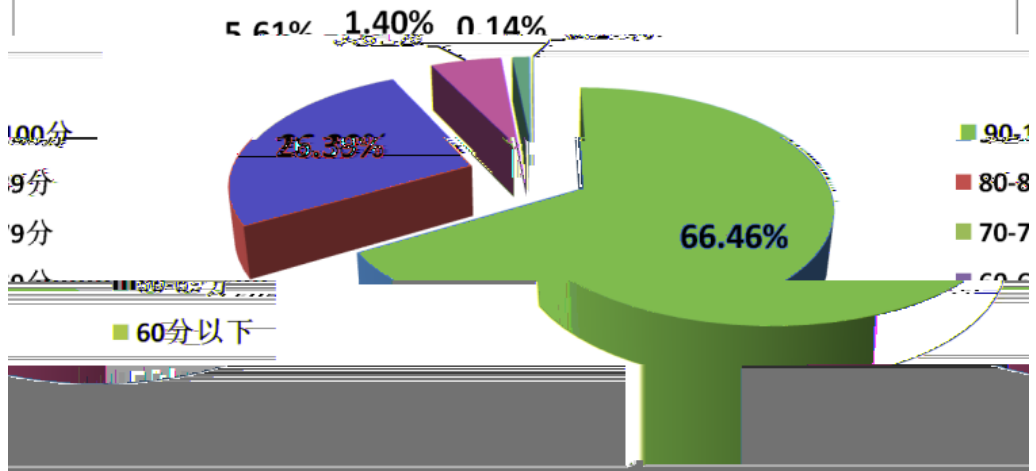
80-89	5.61%	70-79
-------	-------	-------

1.4%	60-69	0.14%
------	-------	-------

60

3

课程评价得分各分数段所占比例 (%)



3

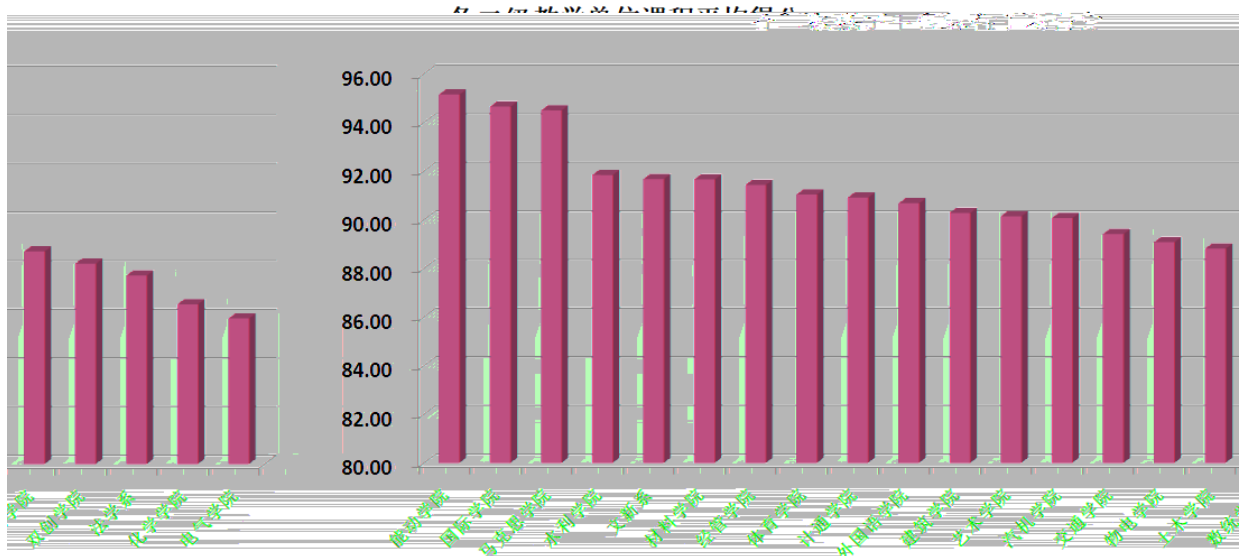
2.

80

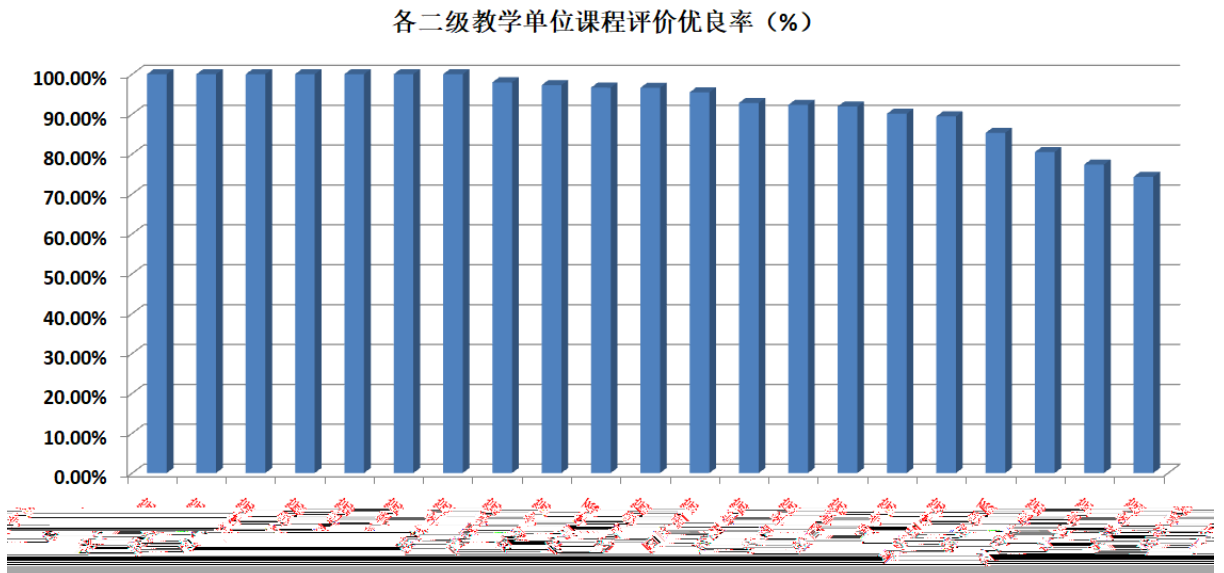
100%

4

5



4



5

3.

10

10

+

+

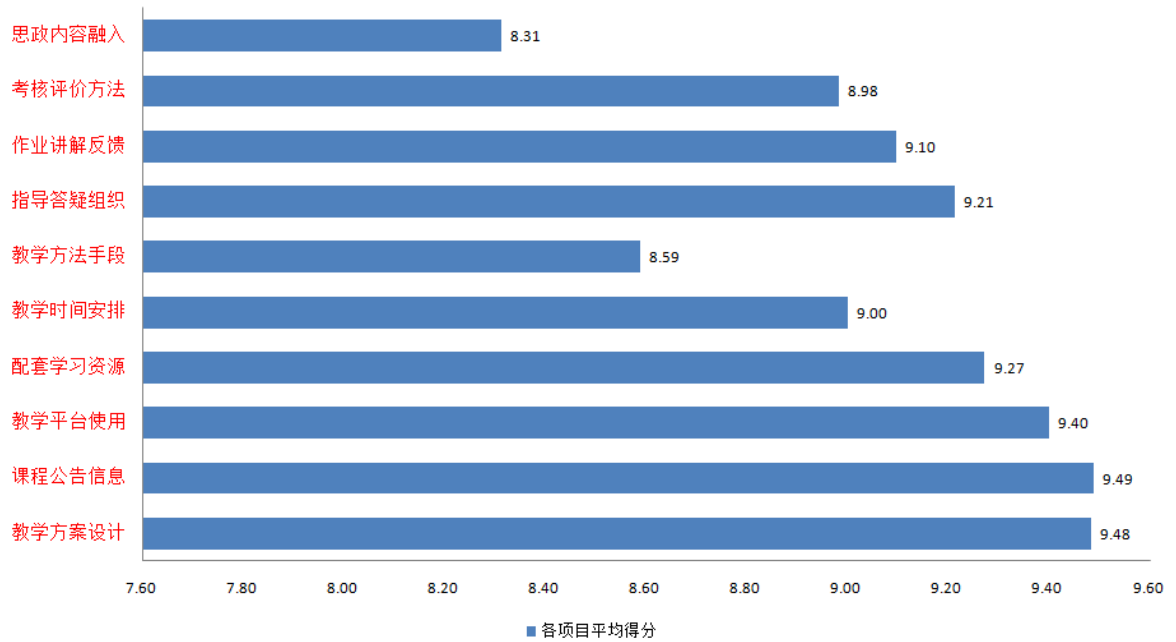
1 6

1

N=1426

		10	8	6	4	2	
1		1068	347	11	0	0	9.48
2		1079	330	16	1	0	9.49
3		1015	395	15	1	0	9.40
4		941	453	30	2	0	9.27
5		785	571	69	0	1	9.00
6		540	779	95	10	2	8.59
7		908	483	30	2	3	9.21

		10	8	6	4	2	
8		841	536	43	2	4	9.10
9		767	597	58	4	0	8.98
10		506	701	161	52	6	8.31



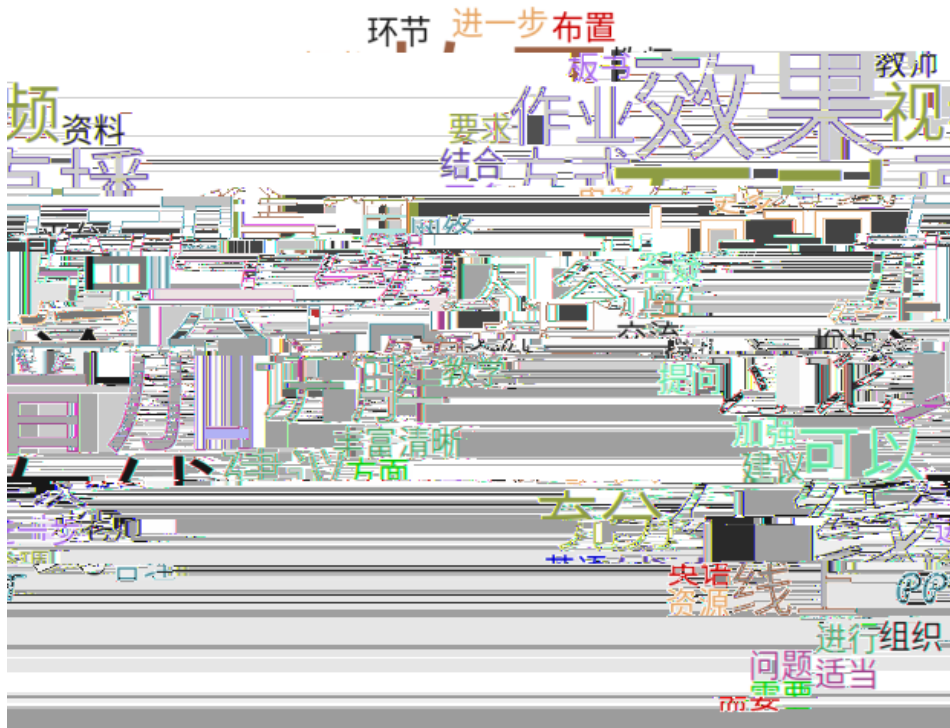
6

1320

PPT

,

PPT



1.

39.45%

2.

+

+

3.

+ +

1 2020

2 2020

2020 4 7

1

2020

			%	%			%
	320	256	17.96%	80.00%	91.69	249	97.27%
	98	148	10.39%	151.02%	94.51	136	91.89%
	554	139	9.75%	25.09%	90.08	129	92.81%
	177	117	8.21%	66.10%	90.69	113	96.58%
	172	111	7.79%	64.53%	90.29	100	90.09%
	365	91	6.39%	24.93%	88.75	84	92.31%
	149	89	6.25%	59.73%	89.42	86	96.63%
	134	85	5.96%	63.43%	91.68	76	89.41%
	188	53	3.72%	28.19%	89.09	41	77.36%
	114	49	3.44%	42.98%	87.76	48	97.96%
	117	41	2.88%	35.04%	88.25	33	80.49%
	159	35	2.46%	22.01%	94.67	26	74.29%
	62	34	2.39%	54.84%	90.15	29	85.29%
	54	34	2.39%	62.96%	86.59	34	100.00%
	123	31	2.18%	25.20%	91.45	31	100.00%
	32	31	2.18%	96.88%	90.92	31	100.00%
	109	22	1.54%	20.18%	95.16	21	95.45%
	525	19	1.33%	3.62%	88.82	19	100.00%

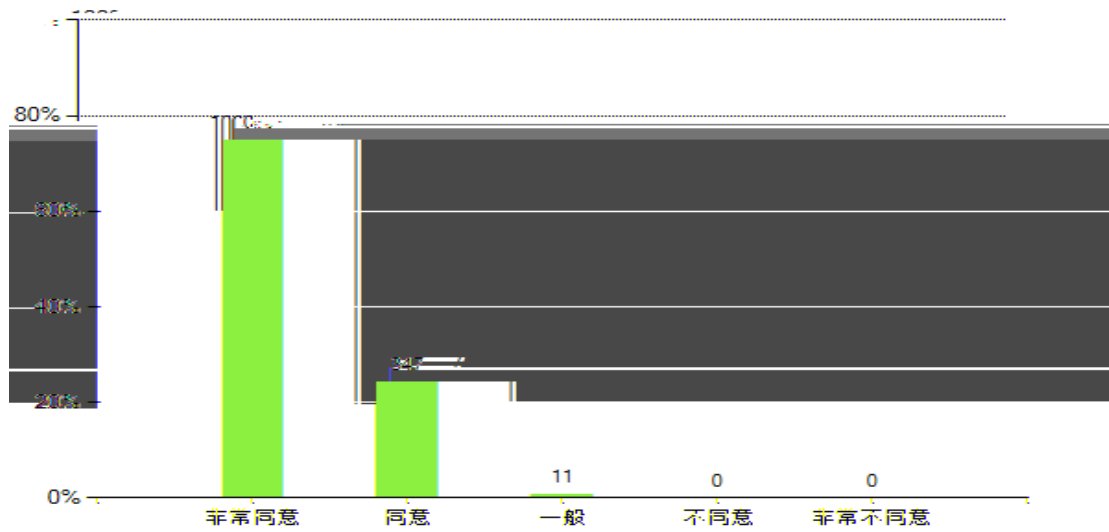
%

%

%

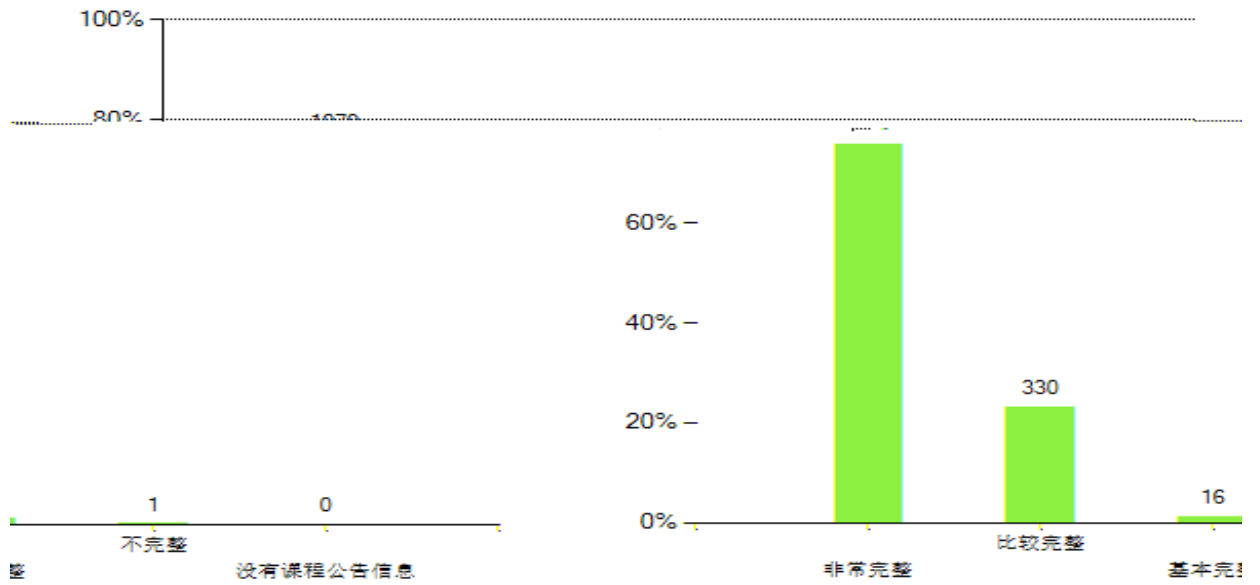
*1. ()
 =1426) (10)

	1068	74.89%
	347	24.33%
	11	0.77%
	0	0%
	0	0%



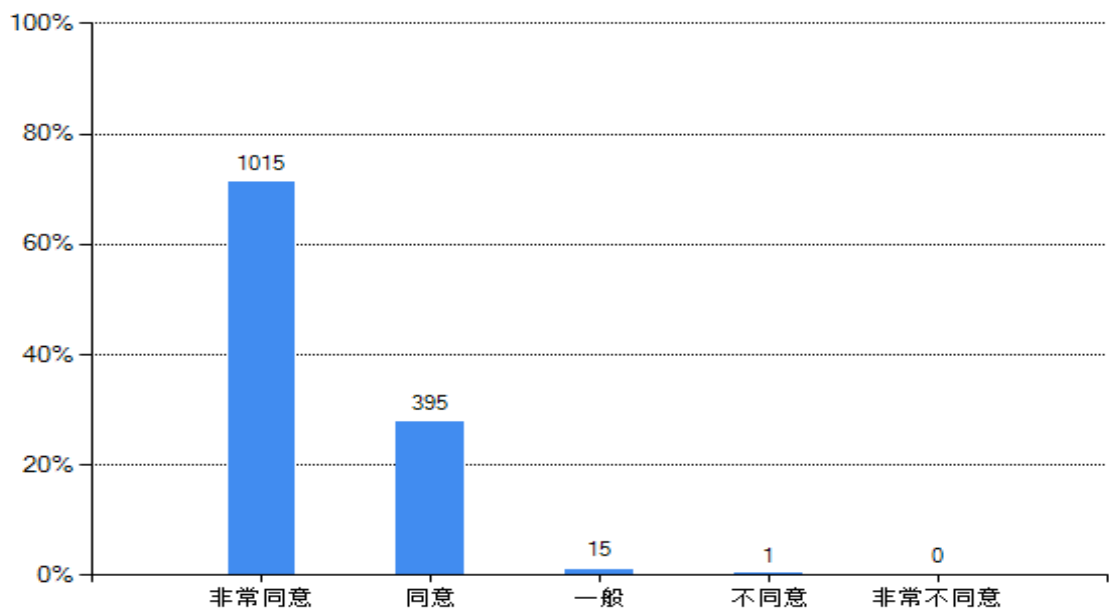
*2. ()
 =1426) (10)

	1079	75.67%
	330	23.14%
	16	1.12%
	1	0.07%
	0	0%



*3. (=1426) (10)

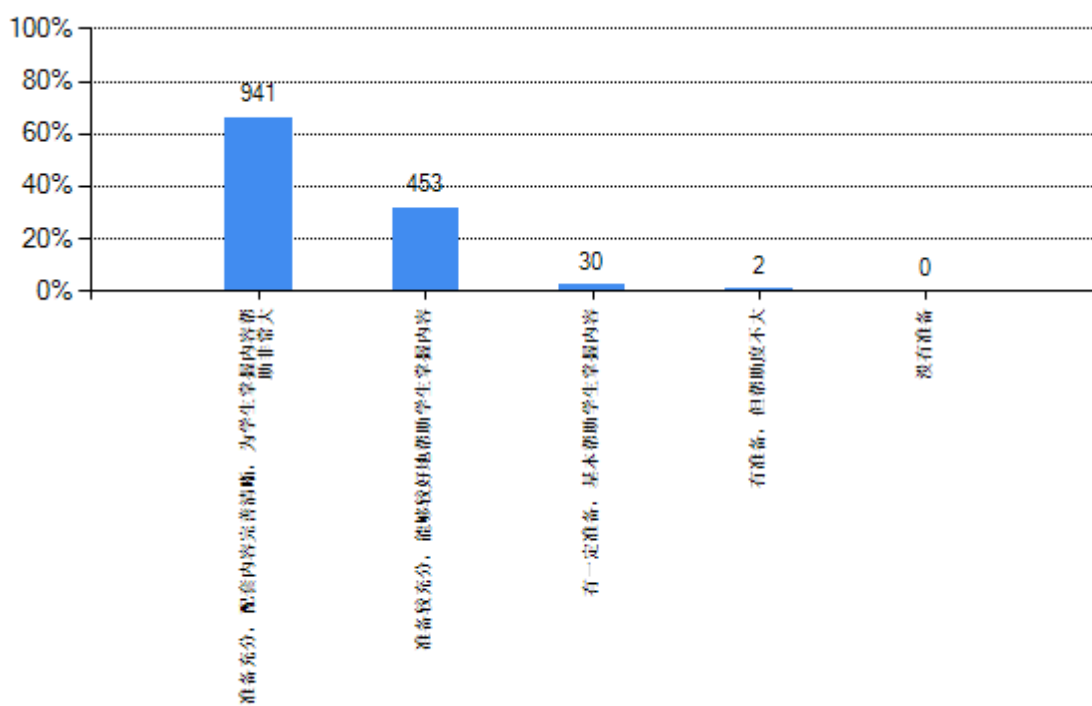
	1015	71.18%
	395	27.70%
	15	1.05%
	1	0.07%
	0	0%



*4.

(=1426) (10)

	941	65.99%
	453	31.77%
	30	2.10%
	2	0.14%
	0	0%

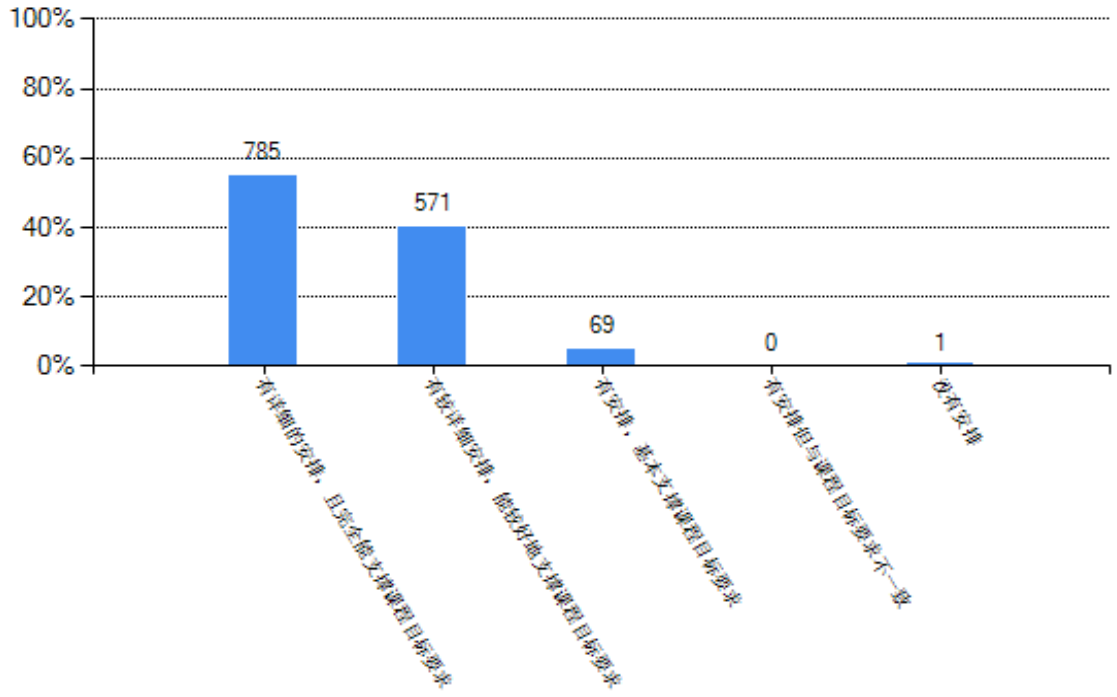


*5.

(

=1426) (10)

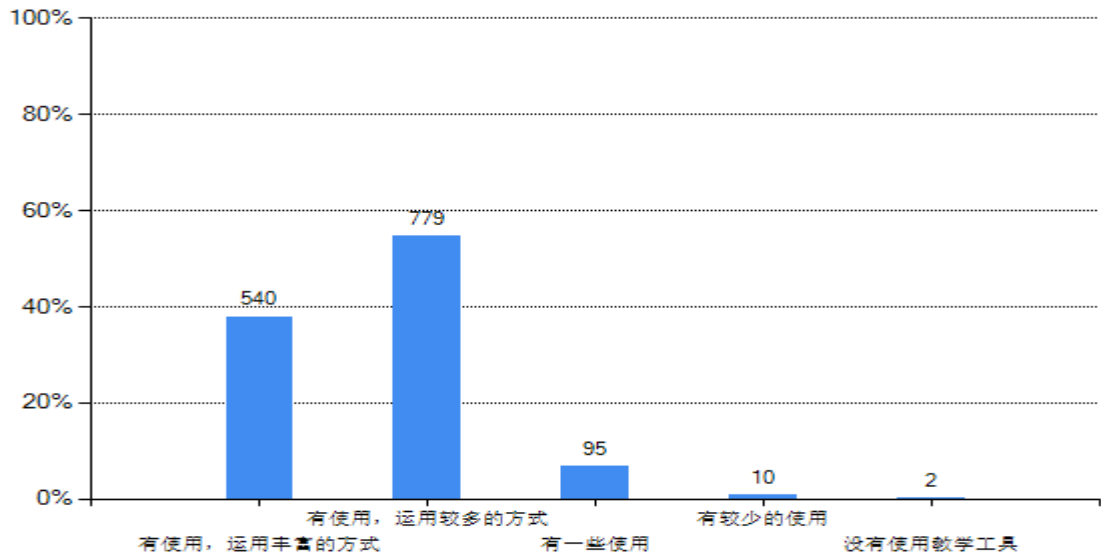
	785	55.05%
	571	40.04%
	69	4.84%
	0	0%
	1	0.07%



*6.

(=1426) (10)

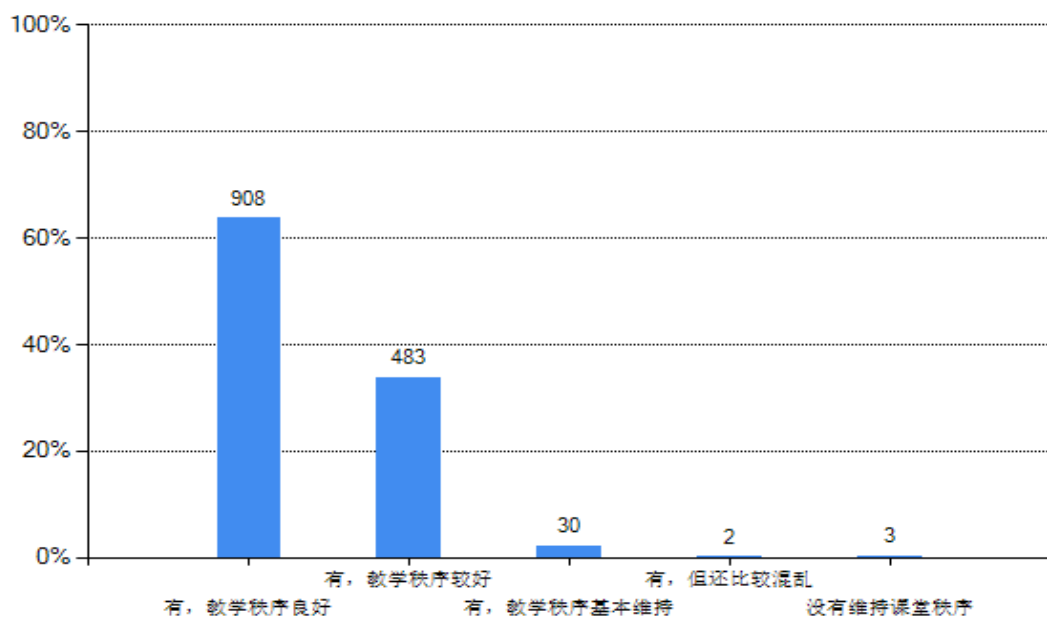
	540	37.87%
	779	54.63%
	95	6.66%
	10	0.70%
	2	0.14%



*7.

(=1426) (10)

	908	63.67%
	483	33.87%
	30	2.10%
	2	0.14%
	3	0.21%

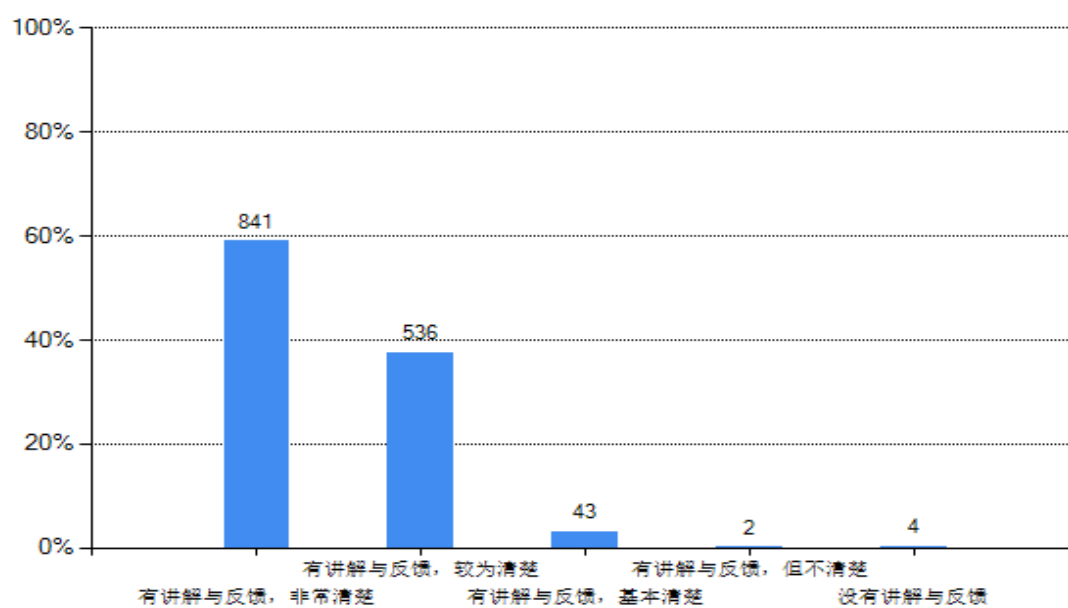


*8.

(=1426) (

10)

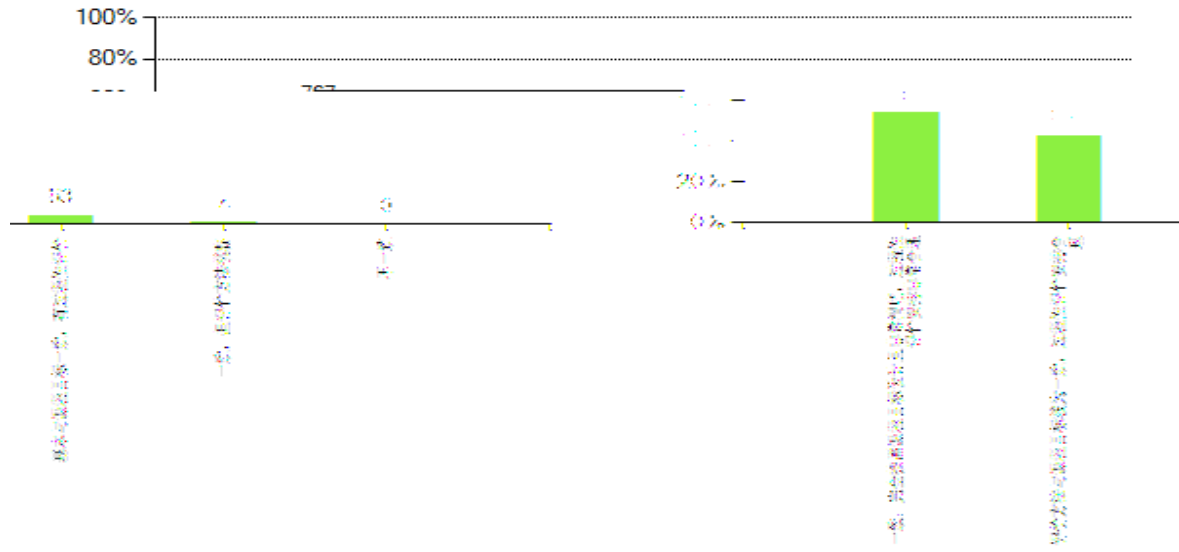
	841	58.98%
	536	37.59%
	43	3.02%
	2	0.14%
	4	0.28%



*9.

(=1426) (10)

	767	53.79%
	597	41.87%
	58	4.07%
	4	0.28%
	0	0%



*10.

(=1426) (10)

	506	35.48%
	701	49.16%
	161	11.29%
	52	3.65%
	6	0.42%

