

2020

2020.03.23~03.29

+

+

1

2020 07

2020

17

11443

3 27

2020

78.55

95.46%

2.

3

4

10

46

1

2020.03.23-03.29

3 28

21

3634

2749049

1

1

2.17-3.29

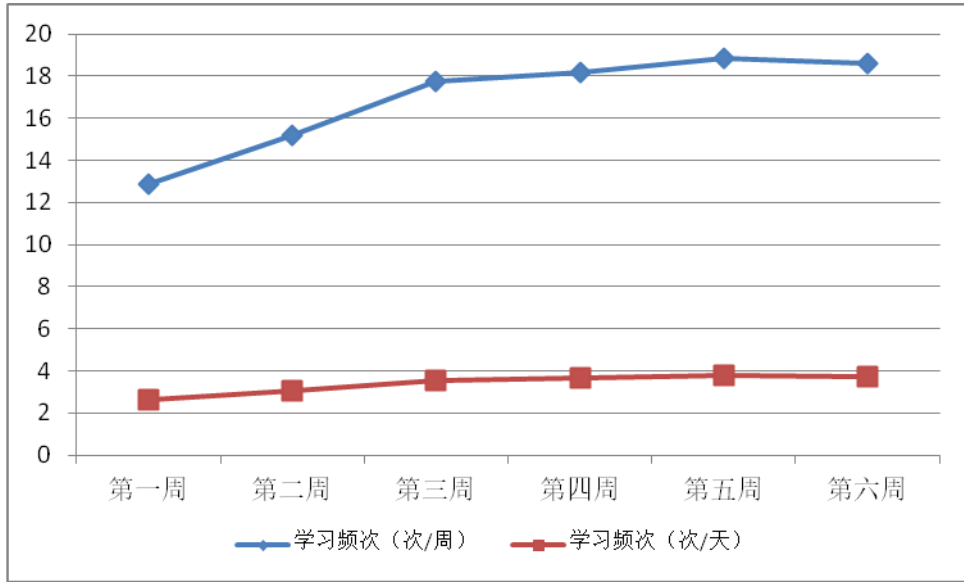
1			99	173	104214
2			75	158	111985
3			56	114	80698
4			64	100	51814
5			84	159	149994
6			79	123	64358
7			135	322	167434
8			95	366	310667

2020 3513
 95% 98.95% 99.66%
 100% - 24614

1 2

2

	.		/ .	/ .
1	2.28	316272	12.85	2.57
2	3.2	747704	15.19	3.04
3	3.9	1309675	17.74	3.55
4	3.16	1790321	18.18	3.64
5	3.21	2317724	18.83	3.77



1 1-6

2

3 28

3254

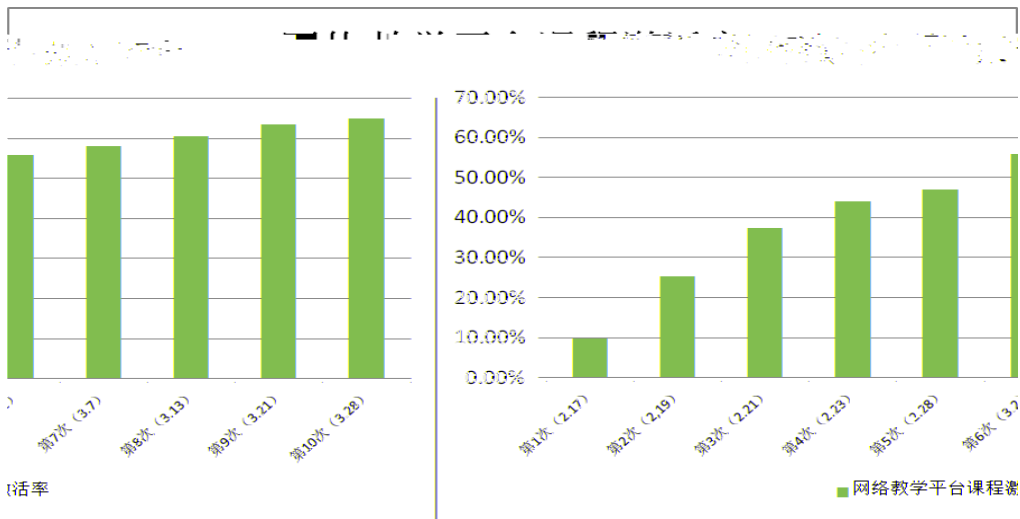
2114

64.97%

3

2

4



2

1.11-3.21	1.11-3.1	1.11-3.7	1.11-2.28	1.11-2.23
%	3 %	%	%	%

				1.11-3.28	1.11-3.21	1.11-3.1	1.11-3.7	1.11-2.28	1.11-2.23
				%	%	3	%	%	%
12		174	106	61.49%	60.92%	60.34%	57.47%	45.98%	42.53%
13		267	149	60.67%	55.81%	54.68%	52.43%	41.57%	40.45%
14		134	76	57.46%	56.72%	56.72%	55.22%	51.49%	49.25%
15		112	63	56.25%	56.25%	50.89%	49.11%	30.36%	27.68%
16		141	77	55.32%	54.61%	50.35%	46.10%	35.46%	32.62%
17		361	184	52.91%	50.97%	48.75%	47.92%	36.01%	33.24%
18		60	22	38.83%	36.67%	36.67%	36.67%	31.67%	28.33%
19		132	48	37.88%	36.36%	32.58%	30.30%	24.24%	18.94%
20		257	77	30.74%	29.96%	26.85%	23.35%	21.01%	20.23%
21		12	3	25.00%	25.00%	25.00%	25.00%	25.00%	25.00%

1.

3

16 3 27 23:59:59

1425

22

40.56%

181

93.30%

7.87 /

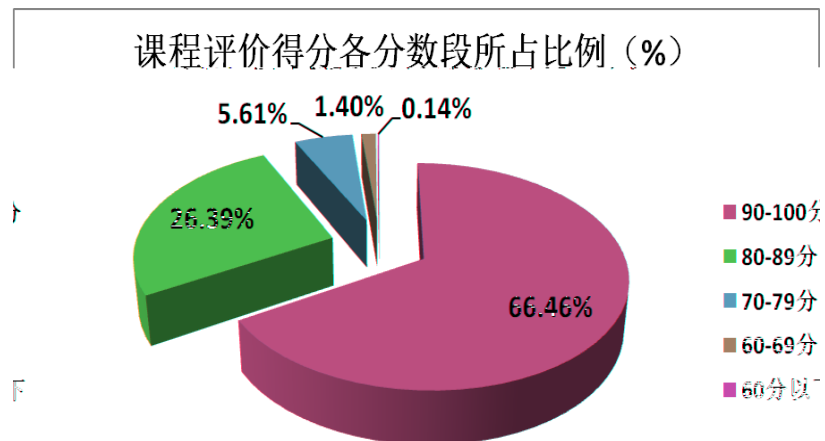
10

90.84

90-100

		3	66.46%	90
	26.39%		80-89	5.61%
70-79		1.4%		60-69
0.14%		60		
	1320			

2020



3

2.

1

2

3

4

5

6

7

ACC7

-

+

5DD

5DD

+

Y

5

7

6

6

2020 3 31